

# P-20iB



Max. speed:  
1500 mm/s



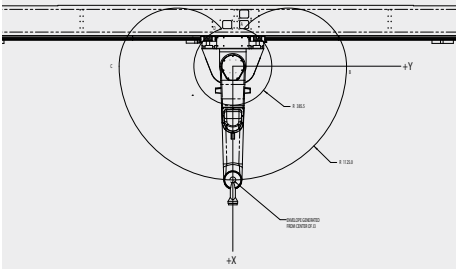
Max. reach:  
1475 mm\*

# FANUC

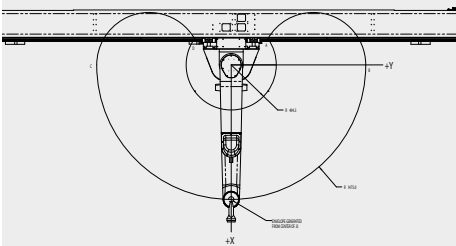
## Design

The FANUC P-20iB is a robot for opening and closing doors to paint interior surfaces of automobile bodies.

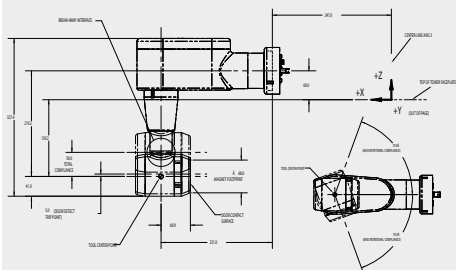
### Working range P-20iB (550 mm)



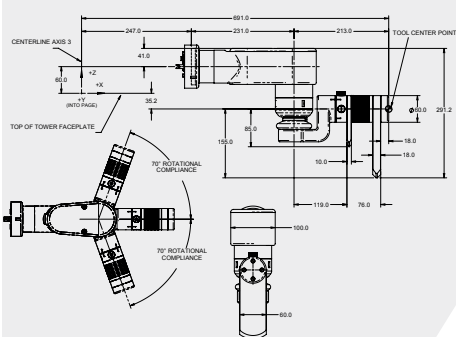
### Working range P-20iB (900 mm)



### Magnet Tooling Information



### Paddle Tooling Information



## Features

- Vertical articulation saves space and enables a high-density layout
- Applicable for both stop-and-go and moving-line solutions
- Designed for high-speed moving line applications
- Reduced maintenance design improves system uptime
- Tooling is easily removed for maintenance
- Ability to operate independently from painting robot maximizes cycle time

## Options & Software

- Standalone or coordinated controller
- Can be mounted on a traverse track
- Independent group motion allows the P-20iB and other FANUC paint robots to perform separate tasks simultaneously, reducing cycle time
- Built-in software features simplify path teaching and help users coordinate independent motion groups and decreasing required spray zone length

## Specifications

Robot	Series	P-20	P-20
	Version	iB	iB
	Inner link arm length	550 mm	900 mm
Open/close Force Magnet		36-KGF 80-LBF	36-KGF 80-LBF
	Open/close Force Paddle	27-KGF 60-LBF	27-KGF 60-LBF
Reach (mm)		1125	1475
Controlled axes		3 or 4	3 or 4
Mounting		Pedestal or rail	Pedestal or rail
Mechanical weight (kg)		190	200
Axis reach (mm)	Axis 1	550	900
	Axis 2	575	575
	Axis 3	917.5 to 1302.5 *2	917.5 to 1302.5 *2
	Axis E1	6 to 15M	6 to 15M
Max. speed (°/s)	Axis 1	50	50
	Axis 2	50	50
	Axis 3 (mm/s)	300	300
	Axis E1 (mm/s on rail)	1500	1500



\* For the P-20-iB 900 mm inner link arm \*2 300mm extension optional