

R-30iB Plus Controller

Features

- **High reliability** by using R-30iB based hardware architecture.
- **Improve performance** by NEW MAIN BOARD with high speed CPU, COAX vision interface and process optimization.
- **Memory Expansion**
 DRAM: 128MB → 1 GB
 FROM: 128MB → Max 256 MB (64MB, 128MB, 256MB)
- **Gigabit Ethernet Port** provides higher speed data transmission for sensors, GigE vision, and other devices.
- **IIoT ready.**



Function

- New GUI **iHMI** home screen with focus on “ease of use” features allows robot to be setup in under 30 minutes out of the box.
 - Built-in user programming guide for experienced and first time FANUC robot users.
- New FANUC **iRVision** interface supports integrated robot vision via single signal/power cable.
- **Improved efficiency** facilitated by system setup and program guides with step-by-step instructions, robot maintenance monitoring options and reduced signal processing cycle times.
- New camera interface and simplified cable configuration for vision function.

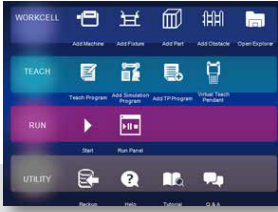


R-30iB Plus iPendant

- USB 3.0 support
- High speed CPU
- High resolution LED display
 ▶ XGA(1024 x 768)

Graphical New User Interface

iHMI



iHMI HOME screen

- Provides common interface across FANUC CNC and Robot products.
- Customizable icon based menu structure.



Robot Setup Guide

- Step-by-step walkthrough on the FANUC iPendant for robot setup.



Program Creation Guide







- Step-by-step walkthrough on the FANUC iPendant for pick and place program creation.
- Provides other application-based program templates.



Production Monitor

- Real-time graphic representation of robot displayed on FANUC iPendant.
- Displays robot and current running program.

Controllers

	R-30iB/R-30iB Plus Controller		R-30iB/Mini Plus Controller	R-30iB Mate/R-30iB Mate Plus Controller		R-30iB Compact Plus Controller
	A-Cabinet	B-Cabinet		Standard Type	Open Air Type	
						
Rated Supply Voltage	AC 200-575V +10% -15% 50/60Hz ±1Hz, 3-phase		NRTL (UL1740) 110-120VAC +10%, -15% 200-240VAC +10%, -15% Except NRTL (IEC60204-1) 100-120VAC +10%, -10% 200-240VAC +10%, -15% 50/60Hz ±1Hz 1-phase	AC 200-230V +10% -15% 50/60Hz ±1Hz, 1-phase/3-phase		AC 200-240V +10% -15% 50/60Hz ±1Hz, 1-phase
Mass	120-140kg	180-200kg	20kg	40kg	20kg	9kg
Dimensions (WxDxH)	600x470x500	740x550x1100	410x277x370	470x322x400 470x402x400*1	370x350x200 370x350x356*1)	440x260x85.5
Overvoltage Category/ Pollution Degree	Overvoltage Category III, Pollution Degree 3, IEC60664-1, IEC/UL61010-1				Overvoltage Category II, Pollution Degree 2,*3) IEC60664-1, IEC/UL61010-1	Overvoltage Category II,III*4) Pollution Degree 2*3) IEC60664-1, IEC/UL61010-1
Protection Class	IP54				IP20	
Emergency Stop	Emergency stop function Position/Speed check function		PL=e, Cat4 (ISO13849-1) PL=d, Cat3 (ISO13849-1)	SIL3 (IEC61508) SIL2 (IEC61508)		
External Memory	USB, PCMCIA		USB			
Fieldbus	FL-net, DeviceNet, PROFIBUS, PROFINET, CC-Link, EtherNet/IP, EtherCAT					
	CC-Link IE			CC-Link IE with 2-slot backplane controller		

*1) Dimension is varied due to robot types.

*2) For the correspondence between robot models and controllers, please check the description of each robot model.

*3) This controller is an open air type, and should be installed in a "Pollution Degree 2" environment regulated by IEC 60664-1, IEC/UL61010-1. "PollutionDegree 2" means a clean, office-like environment.

*4) Overvoltage Category II per IEC 60664-1. Overvoltage Category III per IEC/UL 61010-1.